



# Submit Your Attestation Form

## *Established QI Projects for 10 or More Physicians*

**NOTE:** An attestation form only needs to be submitted if you have completed an established QI Project for 10 or more physicians in which you are applying to receive MOC credit. This does NOT pertain to any Web-based activities.

### Step 1: Logging into Your Portfolio

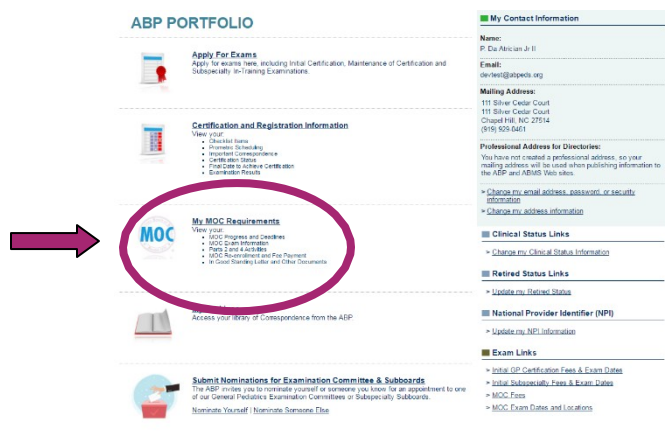
- Go to the ABP website at [www.abp.org](http://www.abp.org).
- In the upper right corner of the home page, click on ABP Portfolio.



- The page will change and you will then enter your username and password and click **LogIn**.

## Step 2: Locate the Attestation Form

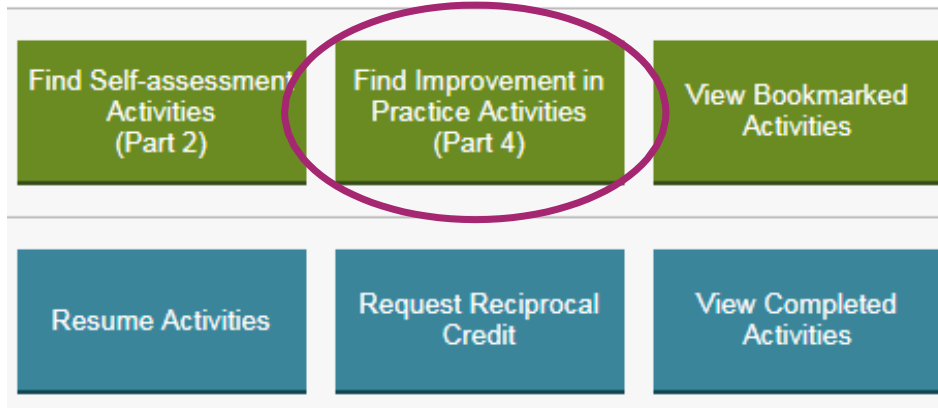
- Click on **My MOC Requirements**.



The screenshot shows the 'ABP PORTFOLIO' page. The 'My MOC Requirements' section is circled in red, and a red arrow points to it from the left. The page includes sections for 'Apply For Exams', 'Certification and Registration Information', 'My MOC Requirements', 'Access your library of Correspondence from the ABP', and 'Submit Nominations for Examination Committee & Subboards'. On the right side, there is a 'My Contact Information' sidebar with fields for Name, Email, Mailing Address, Professional Address for Directories, Clinical Status Links, Retired Status Links, National Provider Identifier (NPI), and Exam Links.

- Click on **Find Improvement in Practice Activities (Part 4)**

## My MOC Activities



The screenshot shows the 'My MOC Activities' page with six buttons arranged in a 2x3 grid. The button 'Find Improvement in Practice Activities (Part 4)' is circled in red. The buttons are: 'Find Self-assessment Activities (Part 2)', 'Find Improvement in Practice Activities (Part 4)', 'View Bookmarked Activities', 'Resume Activities', 'Request Reciprocal Credit', and 'View Completed Activities'.

- Click on **Find an Attestation for Approved Sponsored QI Projects**

**Below are the options to obtain Part 4 credits:**

- On the left-hand side, you will see **Refine Results**. Please scroll down until you see **Activity Sponsor**. To display the full list of Activity Sponsors please click on **View All**. Scroll down to the appropriate sponsor and put a check mark in the box in front of their name. This will then display all the approved QI projects for that sponsor.

**Find Attestation Form Activities**

1-10 of 1018 Results

Results Per Page: 10 Sort by: Name

Enter search term

**Interest Area**

- General Pediatrics
- Cardiology
- Hematology-Oncology
- Adolescent Medicine
- Child Abuse

[View All](#)

**Activity Sponsor**

- American Board of Pediatrics
- AAP - ICATCH, International Union Against TB and Lung Disease
- Academic Pediatric Association, CORNET, NIPN
- Advantage Network PHO
- Akron Children's Hospital

[View All](#)

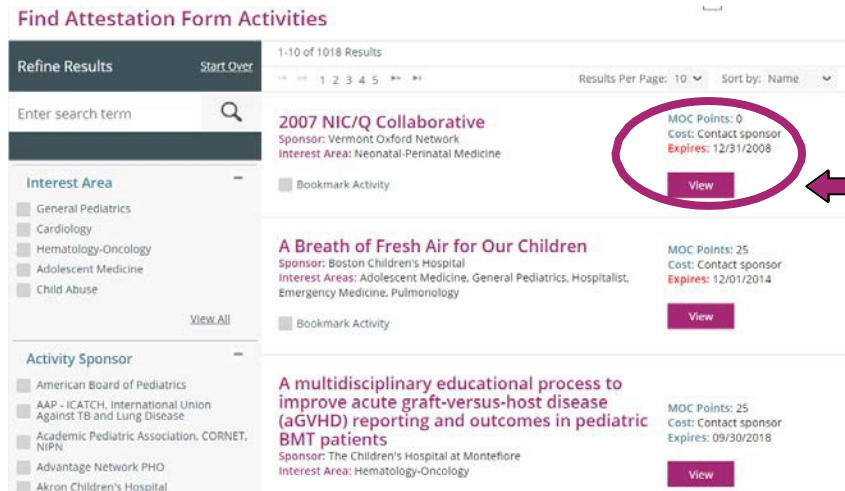
**2007 NIC/Q Collaborative**  
 Sponsor: Vermont Oxford Network  
 Interest Area: Neonatal-Perinatal Medicine  
 MOC Points: 0  
 Cost: Contact sponsor  
 Expires: 12/31/2008  
 Bookmark Activity [View](#)

**A Breath of Fresh Air for Our Children**  
 Sponsor: Boston Children's Hospital  
 Interest Areas: Adolescent Medicine, General Pediatrics, Hospitalist, Emergency Medicine, Pulmonology  
 MOC Points: 25  
 Cost: Contact sponsor  
 Expires: 12/01/2014  
 Bookmark Activity [View](#)

**A multidisciplinary educational process to improve acute graft-versus-host disease (aGVHD) reporting and outcomes in pediatric BMT patients**  
 Sponsor: The Children's Hospital at Montefiore  
 Interest Area: Hematology-Oncology  
 MOC Points: 25  
 Cost: Contact sponsor  
 Expires: 09/30/2018  
 Bookmark Activity [View](#)

**A Pound of Cure**  
 Sponsor: American Academy of Pediatrics-Ohio Chapter  
 Interest Area: General Pediatrics  
 MOC Points: 25  
 Eligible for CME Credit  
 Expires: 03/31/2014  
 Bookmark Activity [View](#)

- Scroll down until you see to the QI project you have completed. Click on the purple box that says **View**. This will display the Activity Profile.



- Click on the blue box that says **Attestation Form**. This will open the form in a separate window.

### 2007 NIC/Q Collaborative

**Sponsor:**  
Vermont Oxford Network

**Completion Criteria:**  
Once you have met the activity completion criteria set by the sponsor organization, complete the QI Project Physician Attestation form (see link below) and forward to the sponsor organization for signature. The sponsor organization notifies the American Board of Pediatrics of your completion.

**Activity Contact:**  
Kathy Leahy  
Phone: (802)865-4814 ext. 205  
Email: [kathy@vtoxford.org](mailto:kathy@vtoxford.org)

**CME Available:**  
No

MOC Points: 0  
Cost: Contact sponsor  
Expires: 12/31/2008  
[External Website](#)

Bookmark Activity

**Attestation Form**

[← Back to Find Attestation Form Activities](#)

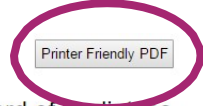
- At the top of the Attestation Form you will see a button that says **Printer Friendly PDF** button. Click on this. The screen will change and you should have the option to save or print (depending on the pdf software that is on your computer).



## The American Board of Pediatrics Quality Improvement Project for MOC Attestation Form

Complete this Attestation Form if you are an ABP-certified physician seeking credit under Maintenance of Certification for Performance in Practice (Part 4). To be eligible for credit, you must have satisfied all requirements for meaningful participation.

After you complete this attestation form, submit it to your project's Local Leader or the QI Project Leader (depending on how your project is organized) for signature. The Leader will forward completion documentation to the ABP so that you can receive credit for MOC. The ABP receives only documentation of your successful completion of the project and identifying information to ensure your ABP record is accurately updated.



### Step 3: Submit the Attestation Form to the Sponsoring Organization

- **Answer all questions on the Attestation Form.**
- **Sign and date** as the participant physician.
- **Submit the attestation form to your QI Project's Local Leader** or the QI Project Leader (depending upon how your project is organized) for signature.

***PLEASE NOTE:*** The sponsoring organization will enter your credit directly in our system and keep the attestation form with their project records. Once your credit is posted you will get an automated email telling you to check your physician portfolio.