

# East TN Kids (Android App)

East TN Kids is an application for the Android phone that will allow you as a parent, grandparent or caregiver to keep a record of important medical information on your child, read helpful pediatric health information and easily get in touch with your doctor or East Tennessee Children's Hospital.

At East Tennessee Children's Hospital, children are our only concern, and that is what drives our mission: to provide the best possible health care to every child we serve from East Tennessee, southwest Virginia, southeast Kentucky and western North Carolina. It is a mission that centers on a profound and unchanging commitment to the physical, educational and emotional needs of each child.

Download from the Android Marketplace and start using this helpful resource provided by your friends at East Tennessee Children's Hospital in Knoxville, Tenn.

## Features:

- Parent & Child information sections allow you to enter information you will need when going to the doctor or hospital such as:
  - Medical History
  - Allergy Information
  - Doctor Information
  - Emergency Contacts
  - Medications
  - Immunizations
  - Insurance Information
  - Birthdate
  - Blood Type
  - And much more!
- Password protect sensitive information
- Transfer information from one Apple device to another - only enter the information once!
- Quick access to emergency numbers
- Hospital information and directions
- General medical information for quick and easy reference



East Tennessee  
**Children's Hospital**  
Leading the Way to Healthy Children

## Overview

Main Profile Screen. This screen contains the information for the profiles.



KidsHealth. Find relevant answers to your medical questions with our KidsHealth mobile edition.



## Overview

Help Screen. This screen contains emergency phone numbers and selected numbers from your profiles that can be quickly dialed.

Cell phone numbers from Emergency Contacts and your doctor's emergency number will both appear on this list automatically after they are entered in the child profile section.



Hospital Information. Here you will be able to get directions to East Tennessee Children's Hospital. In addition, you can get helpful phone numbers to many of our hospital services/departments.

After you press Contact Us, you will be able to scroll down a list of helpful hospital phone numbers and select a number to dial.



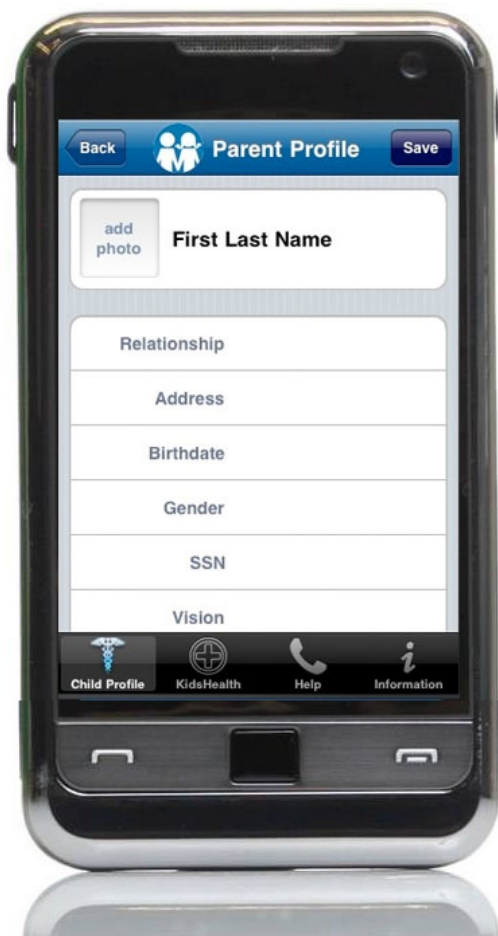
## Add Profile

There are two types of profiles, Parent and Child. The Parent profile contains contact names and numbers, including insurance information.

The Child profile contains information specific to the child. You can add as many profiles as you like.

***All information is optional.***

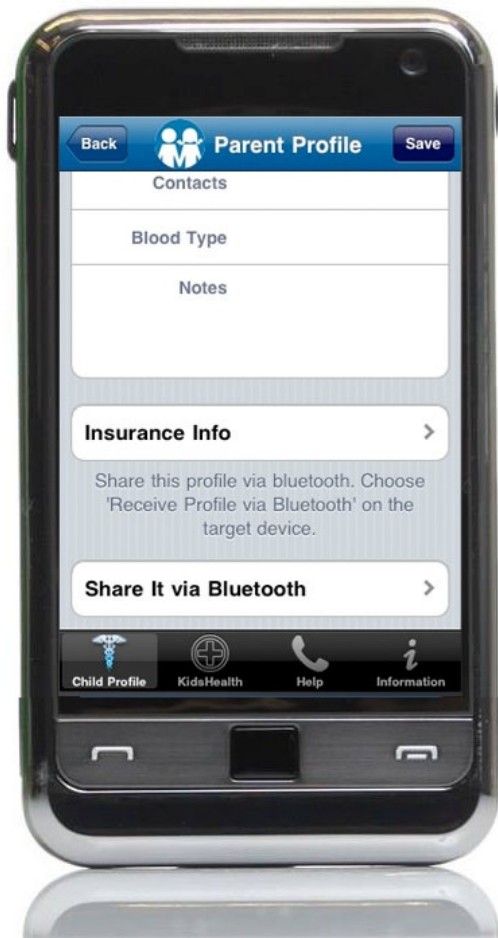
To get started, press the + in the upper right hand corner and choose Parent.



Start by tapping the Name field and enter the parent's first and last name. Press Save when finished.

To add a photo, press the Add Photo button and select one from your existing pictures or take a new one with the camera.

Continue adding information in each of the fields. Remember, all fields are optional.



## Add Parent Profile

Pressing the Insurance Info button will take you to a screen to enter in your insurance information. You can add additional insurance cards by pressing Add More at the bottom of the Insurance Info Screen.

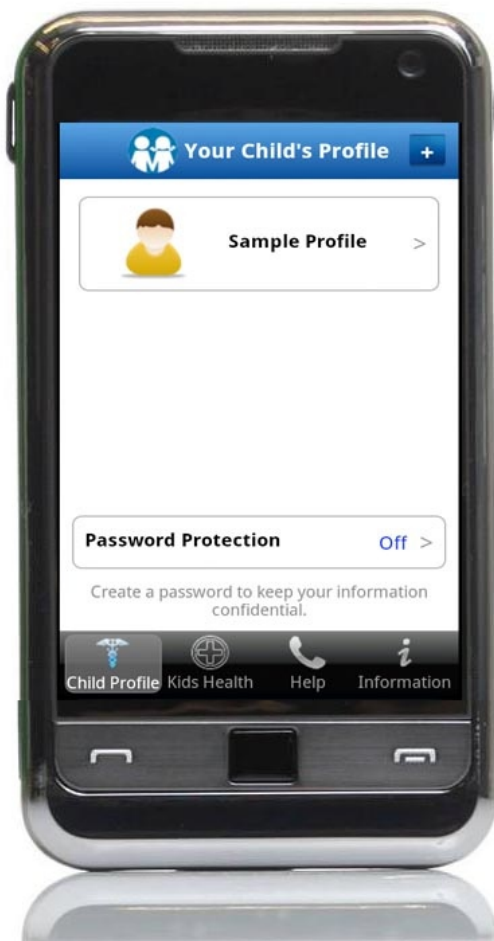
When finished entering Insurance information, press Save to save the information.

The app will automatically save information.



## Add Child Profile

To add a Child Profile, select Child from the list and enter in the information as needed. Remember to press Save to save the information. All information is optional.



## Password Protect the Profiles

Your profile information can further be protected by setting a four digit password.

To set the password, press the “Password Protection” button and enter in a four digit password twice.

Remember your password, as there is no way to retrieve a forgotten password. If you do forget your password, you will need to delete the app, re-download it from the iTunes store and enter in the information again.

Although it is optional, it is strongly recommended to add a password to your profiles to protect your information.